

FIRST QUALITY  
INDUSTRIAL  
TOOLS



**MCC**

CAT.No.1-08



CUTTING TOOLS ..... 2



PIPE TOOLS ..... 8



PIPE CUTTERS ..... 11



RATCHET WRENCHES ..... 13

# CUTTING TOOLS

**MCC**

## BOLT CUTTERS

**BC**



● Most popular and widely used with all purpose cuts adaptable from soft to medium hard materials. These bolt cutters give quick and easy cut of rods and bolts. Blades are drop forged from alloy tool steel and carefully heat-treated for maximum strength and wear resistance. All tubular handles except 300mm with ductile handles. 300mm-450mm clipper cut and 600mm-1050mm center cut. 350mm & 450mm center cut available at buyer's request.

Model No.	Size mm(Inch)	Max Capacity(mm)/Metal Hardness			Weight Kg.	Spare Blade No.
		B0 HRB Rod	20 HRC Rod	35 HRC Rod		
BC-0730	300 (12")	5 (3/16")	5 (3/16")	3 (7/64")	0.65	BCE-0030
BC-0735	350 (14")	6 (1/4")	6 (1/4")	5 (3/16")	0.95	BCE-0035
BC-0745	450 (18")	8 (5/16")	8 (5/16")	6 (1/4")	1.45	BCE-0045
BC-0760	600 (24")	10 (3/8")	10 (3/8")	8 (5/16")	2.50	BCE-0060
BC-0775	750 (30")	13 (1/2")	13 (1/2")	10 (3/8")	3.65	BCE-0075
BC-0790	900 (36")	16 (5/8")	14 (9/16")	11 (14/32")	5.90	BCE-0090
BC-0710	1050 (42")	18 (1 1/16")	16 (5/8")	13 (1 1/2")	8.05	BCE-0010

\*Wear safety glasses at all times.

Warn your fellow workers of flying metal to protect those in the area  
Do not twist or pry with tool while cutting



## RATCHET ACTION BOLT CUTTERS

**RBC**



- Drop forged from selected alloy tool steel and carefully heat-treated for durability. Ratchet action and special shape of cutting edges assure much easier cut of soft steel bar or reinforcing rod than conventional bolt cutters. Coarse rods or bars can be cut by the bottom part of edge and finer ones by the top of edge.

Model No.	Size mm(inch)	Max Capacity (mm) Metal Hardness		Weight Kg	Spare Blade No.
		80 HRB Rod	20 HRC Rod		
RBC-3213	785 (31")	13 (1/2")	11 (14/32")	4.70	RBC-3213

## BOLT CUTTERS, Aluminum Handles

**BCA**



- 30% lighter than conventional bolt cutters. Available with clipper cut only.

Model No.	Size mm(inch)	Max Capacity (mm)		Weight Kg	Spare Blade No.
		80 HRB Rod	35 HRC Rod		
BC-AL30	300 (12")	5 (3/16")	3 (7/64")	0.48	BCE-0030
BCA-350	350 (14")	6 (1/4")	4 (5/32")	0.67	BCE-0035
BCA-450	450 (18")	7 (5/16")	5 (1/4")	1.05	BCE-0045

## BOLT CUTTERS, Insulated Handles

**ZBC**



- Same superior workability as our bolt cutters. Specially designed for cutting loaded cables and lines. Good up to 7,000V (test voltage 20,000V). Handles are made of fiberglass and partially covered with rubber. Suitable for cutting cable for electrical works, power lines, transformer stations, communication lines, etc. Usable for low strength steel and aluminum.

Model No.	Size mm(inch)	Max Capacity (mm)		Weight Kg	Spare Blade No.
		60HRB/490N/mm	20HRC/235N/mm		
ZBC-450	470 (18")	7 (1/4")	7 (1/4")	1.3	BCE-0045
ZBC-600	620 (24")	10 (3/8")	9 (5/16")	2.1	ZBC-0600

# CUTTING TOOLS

MCC

## STRAP CUTTERS

SC



- Easy to insert underneath straps with fitted angle of blades. Best workability and durability with our unique blade shape and mechanism. Suitable for cutting steel straps, tin plates, bearing hoops and plastic packaging straps.

Model No.	Size mm(inch)	Max Capacity (p/mm)	Weight Kg	Spare Blade No.
SC-0200	240 (9")	32x0.5 (1.1/4x1/32)	0.30	N/A
SC-0201	450 (18")	51x1.2 (2x3/64)	1.10	SCE-0201
SC-0600	600 (24")	51x1.2 (2x3/64)	2.35	SCE-0600

## CABLE CUTTERS

CC



- Designed specially for efficient cutting of soft aluminum or soft copper strands. Blades pass each other for clean, shear cutting of all cable strands. Hook blades force cable strands into jaws while cutting with practically no crushing or distortion.

Model No.	Size mm(inch)	Max Capacity (p/mm)	Weight Kg	Spare Blade No.
CC-0301	465 (18")	20 (13/16)	1.65	CCE-0301
CC-0302	760 (30")	30 (13/16)	4.10	CCE-0302
CC-0303	1065 (42")	50 (2")	9.00	CCE-0303

## ANGLE CUTTERS

AC




- Made from carbon tool steel and carefully heat treated. Cutting edges are offset 30° from handles to keep work in sight while cutting. Blades interchangeable with bolt cutters.

Model No.	Size mm(inch)	Max Capacity (p/mm)	Weight Kg	Spare Blade No.
AC-0030	300 (12")	80 HRB Rod	0.65	ACE-0030
AC-0045	450 (18")	7 (5/16)	1.45	ACE-0045
AC-0060	600 (24")	10 (3/8)	2.85	ACE-0060

## WIRE ROPE CUTTERS

WC



- An excellent cutter for steel wire rope. Notched blade holds and locks rope in cutting position. Shearing action of blades gives clean, sharp cutting of coarse or fine stranded materials with minimum distortion. Blades interchangeable with bolt cutters.

Model No.	Size mm(inch)	Max Capacity (p/mm)	Weight Kg	Spare Blade No.
WC-0260	600 (24")	10mm (3/8")	2.30	WCE-0260
WC-0275	750 (30")	14mm (9/16")	3.05	WCE-0275
WC-0280	900 (36")	16mm (5/8")	5.50	WCE-0280
WC-0210	1050 (42")	20mm (3/4")	8.50	WCE-0210

## CABLE CUTTERS, Insulated Handles

ZCC



- Same superior workability as our cable cutters. Specially designed for cutting loaded cables and lines. Good up to 7,000V (test voltage 20,000V). Handles are made of fiberglass and partially covered with rubber. Suitable for cutting cable for electrical works, power lines, transformer stations, communication lines, etc. Do not use for cables with steel cores.

Model No.	Size mm(inch)	Max Capacity (p/mm)	Weight Kg	Spare Blade No.
ZCC-0201	535 (21")	20 (13/16)	1.15	ZCE-0201

## Ratchet Action IV CABLE CUTTERS

IV



- Light and handy cable cutters ideal for use at high or tight quarters. Ratchet action makes it easier to cut PVC insulated soft copper strand (IV line) up to 100mm. Do not cut a single solid copper cable and ACSR.

Model No.	Size mm(inch)	Max Capacity (p/mm)	Weight Kg	Spare Blade No.
IV-0110	245 (9")	100 mm	0.50	IVS-0110

## ROD CUTTERS

RC



RC-0113

- Specially designed for clean cut of reinforcing rods of concrete. Blades and bolts are made from alloy tool steel and carefully heat treated for long durability.  
Note: RC-0113 has two cutting notches for small and large diameter materials, whereas RC-0116 has one notch. Cutting may fail when using larger notch for smaller rods.

Model No.	Size mm(inch)	Max Capacity(mm) For 500N/mm	Weight Kg	Spare Blade No.
RC-0113	1050 (42")	13 (1/2")	10	CBE-0213
RC-0116	1250 (50")	16 (5/8")	15	SCBE-16

\*For maximum service life and cutting/bending accuracy, MCC recommends that the base board be attached to the bottom of the rebar cutter/benders.

## CUTTER BENDERS

CB



CB-0213

- Sharp rod cutting plus precision bending for reinforcing rods. 90°, 135° and 180° bending can be done with CB-0213. SCB-0216 can bend 90° and 180° only. Blades interchangeable with ROD CUTTERS.

Model No.	Size mm(inch)	Max Capacity(mm) For 500N/mm	Weight Kg	Spare Blade No.
CB-0213	1050 (42")	13 (1/2")	11.5	CBE-0213
SCB-16	1250 (50")	16 (5/8")	17	SCBE-16

\*For maximum service life and cutting/bending accuracy, MCC recommends that the base board be attached to the bottom of the rebar cutter/benders.




SCB-16



## THREADED ROD CUTTERS

### AB,RAB



- Designed for cutting mild steel threaded rod. Deburring work after cut can be minimized because of unique blades and mechanism. It's **FASTER, CLEANER** and **SAFER**. And **ECONOMICAL** because of double sided blades. Ratchet mechanism (RAB) reduces operators' fatigue in working underneath the ceiling. Metric, Whitworth Inch and UNC inch blades are available.

Model No.	Size mm(inch)	Weight Kg	Replacement blades
AB-3W,AB-5/16W	750mm (30')	4.0	W3/B,W5/16
RAB-3W,RAB-5/16W	570mm (22')	2.3	W3/B,W5/16
AB-M8,AB-M10	750mm (30')	4.0	MB,M10
RAB-M8,RAB-M10	570mm (22')	2.3	MB,M10
AB-3U (UNC3/8)	750mm (30')	4.0	UNC3/8
RAB-3U (UNC3/8)	570mm (22')	2.3	UNC3/8
AB-4U (UNC1/2)	970mm (38')	7.0	UNC1/2



# CUTTING TOOLS

## HANDY CUTTERS

① MIDGET CUTTERS



② STAINLESS MIDGET CUTTERS



③ MIDGET CUTTER SPECIAL



④ MIDGET NIPPERS



⑤ END CUTTERS



⑥ STRING CUTTERS



⑦ STRAP CUTTERS



⑧ MIDGET CABLE CUTTERS



⑨ LATH CUTTERS



⑩ AVIATION SNIPS



⑪ ALL PURPOSE SNIPS



⑫ STAINLESS ALL PURPOSE SNIPS



⑬ FENCE CUTTERS



⑭ COMPOUND LEVERAGE SNIPS



⑮ COMPOUND LEVERAGE WIRE ROPE CUTTERS



⑯ HARD STEEL CUTTERS



● Easy one hand cutting with superior performance and durability. Blade opening is adjustable.

Model No.	Size mm (inch)	Max Capacity (mm)/Metal Hardness	Weight
① MC-0020	210 (8)	4.0 for Soft 80 HRB	260
② SUSMC-02	210 (8)	4.0 for Soft 80 HRB	260
③ MCS-0020	205 (8)	4.0 for Soft 80 HRB and 2.0 for Hard 31 HRC	270
④ MH-0020	210 (8)	3.5 for Soft 80 HRB	270
⑤ ME-0020	215 (8)	3.5 for Soft 80 HRB and 2.0 for Hard 31 HRC	290
⑥ MS-0020	200 (7)	4.0 for Soft 80 HRB	240
⑦ SC-0200	240 (9)	32 x 0.9	300
⑧ CC-0300	215 (8)	3.0 for W20mm <sup>2</sup> , VWF2mm <sup>2</sup>	280
⑨ ML-0020	250 (10)	0.8 Tin Plate	280
⑩ ABR-0101	225 (9)	0.6 Tin Plate	270
⑪ MJ-0020	210 (8)	0.8 Tin Plate	220
⑫ SUSMJ-02	210 (8)	0.8 Tin Plate	210
⑬ MCF-200	210 (8)	3.0 for Soft 80 HRB	260
⑭ PMJ-240	240 (9)	1.2 Tin Plate	330
⑮ PWC-210	210 (8)	6.0 Steel Wire Rope	310
⑯ HCS-0101	270 (10)	4.0 for 80HRB 3.0 for 20HRC	440



# PIPE TOOLS

## PIPE WRENCHES STANDARD

### PWSD



- Guaranteed strength as industrial standard. Study ductile cast-iron handle. Full floating hook jaw with spring suspension for instant grip and easy release.

Model No.	Size	Maximum Cap (outer dia. mm)	Weight kg
PW-SD15	150	22	0.20
PW-SD20	200	28	0.35
PW-SD25	250	34	0.65
PW-SD30	300	43	0.95
PW-SD35	350	49	1.30
PW-SD45	450	61	2.05
PW-SD60	600	77	3.20
PW-SD90	900	102	7.00

## ALUMINUM PIPE WRENCHES

### PWAL



- Guaranteed heavy duty strength with light weight Aluminum handle. Full floating hook jaw with spring suspension for easy grip and release.

Model No.	Size	Maximum Cap (outer dia. mm)	Weight kg
PW-AL25	250	34	0.50
PW-AL30	300	43	0.70
PW-AL35	350	49	0.95
PW-AL45	450	61	1.55
PW-AL60	600	77	2.45
PW-AL90	900	102	5.00

## CORNER WRENCHES

### CW CWAL



- Features a jaw opening parallel to the handle and a narrower jaw head which provides easy entry to tight spots. Adjusting nut turns easily for quick size adjustment and spring action makes easy release. Guaranteed heavy duty strength with drop forged steel handle (size 250-450) and light weight cast aluminum handle (size 600 & 900).

Model No.	Size	Capacity (outer dia. mm)	Weight kg
CW-250	250	13.35	0.58
CW-300	300	16.44	0.92
CW-350	350	21.51	1.20
CW-450	450	33.70	1.90
CW-AL60	600	48.90	3.00
CW-AL90	900	76.115	5.00

Pipe wrenches for Plastic Coated Pipes are also available on request.

## HEAVY DUTY PIPE WRENCHES

### PWAD



- Guaranteed heavy duty strength with drop forged steel handle. Full floating hook jaw with spring suspension for easy grip and release.

Model No.	Size	Maximum Cap (outer dia. mm)	Weight kg
PW-AD15	150	22	0.20
PW-AD20	200	28	0.35
PW-AD25	250	34	0.60
PW-AD30	300	43	0.95
PW-AD35	350	49	1.30
PW-AD45	450	61	2.00
PW-AD60	600	77	3.35
PW-AD90	900	102	6.80

Pipe wrenches for Plastic Coated Pipes are also available on request.

## ALUMINUM PIPE WRENCHES, Ultra Light

### PWDAL



- Drop forged Aluminum handle features both heavy duty strength and ultra light weight. Full floating hook jaw with spring suspension for easy grip and release. Special feature for larger diameter capacity.

Model No.	Size	Maximum Cap (outer dia. mm)	Weight kg
PW-DAL25	250	43	0.45
PW-DAL30	300	49	0.68
PW-DAL35	350	61	0.91
PW-DAL45	450	77	1.33
PW-DAL60	600	89	1.85
PW-DAL90	900	114	3.41

Pipe wrenches for Plastic Coated Pipes are also available on request.

## CORNER WRENCHES, Forged Aluminum Handles

### CWALAD



- Guaranteed heavy duty strength with drop forged aluminum handle. Light weight helps operators to work in a tight spots.

Model No.	Size	Capacity (outer dia. mm)	Weight kg
CW-ALAD-25	250	13.35	0.35
CW-ALAD-30	300	16.44	0.60
CW-ALAD-35	350	21.51	0.70
CW-ALAD-45	450	33.70	1.20

Pipe wrenches for Plastic Coated Pipes are also available on request.

# PIPE TOOLS

## TOOTHLESS SPUD WRENCH

**TWMA**



**TWMS**




● Designed for pipe working in the contracted places with spud shape jaws.

TWMA, soft aluminum, is ideal for working on beautifully finished bathroom pipes as it prevents the pipe surface from damage caused by accidental collision of pipes and the tool.



Model No.	Size (mm)	Weight kg	Max jaw opening	Maximum load of 180mm point from work center
TWMA-260	260	0.28	70mm	100 kgf
TWMS-260	260	0.4	70mm	200 kgf



Note: Do not apply force in the contrary direction.

## CHAIN TONGS

**MT**



● Designed to provide leverage for the work in close quarters. Four sizes are available.

Model No.	Size (mm)	Capacity (outer dia. mm)	Weight kg.
MT-0000	230	14-49	0.35
MT-0010	300	14-89	0.90
MT-0015	415	17-114	1.44
MT-0020	510	27-165	2.70

## FLANGE WRENCHES

**FW**



● Features double chain for tightening flanges. Simple ratchet action makes jobs in tight spots easier.

Model No.	Size	Capacity (outer dia. mm)	Weight kg
FW-0110	510	260	3.90

## FOOT VISE

FV



- Heavy duty foot vises are made from tough ductile iron with easily replaceable jaws of hardened high carbon steel. Portable and ideal for pipe work in tight spots. Jaws self-adjustment allows quick and solid setting to varying pipe sizes. Spring suspension eliminates a chance of jaws jamming or locking on pipes.

Model No.	Size (mm)	Capacity (outer dia. mm)	Weight (kg)
FV-0110	390	40 (1 1/2 - 1 3/4")	2.6
FV-0120	460	63 (1 3/8 - 2")	5.7
FV-0130	580	105 (1 1/2 - 6")	9.9

## BEVEL TOOLS

BV



- Ideal for beveling onto the edges of plastic pipes before pipe inserting job. Both outer and inner bevel can be made.

Model No.	Bevel Angle	Size (LxWxH)	Capacity (Outer Dia. mm)	Weight (Kg)	Spere Blade No.
BV-250	Out 15°	235x155x180	48-250	1.80	BVE-250
BV-250B	In 15°	235x155x180			BVE-250B
BV-250B3	In 30°	235x155x180			BVE-250B

## PIPE VISE STANDS and SUPPORTS

JPVS  
JPSS



- Specially designed for PVC pipes and Polyethylene pipes. Even tightening prevents pipes from deformation. More efficient job with SUPPORTS.

Model No.	Size (LxWxH)	Capacity (outer dia. mm)	Weight (kg)
JPVS-250 (STANDS)	807x370x360	250	5.00
JPSS-250 (SUPPORTS)	330x320x360	250	1.80

## PIPE VISE

PV



- Made from tough ductile iron. Hardened high carbon steel jaws, assure firm gripping. Special modes for plastic coated pipes available with finer teeth.

Model No.	Capacity (outer dia. mm)	Weight (kg)
PV-0200	63	3.0
PV-0201	90	5.0
PV-0202	114	5.87
PV-0203	130	12.73

## PIPE INSERTERS

PIS



- Good for inserting PVC pipes. Sturdy structure makes the job easier. Both forward and reverse action done by handle operation.

Model No.	Size (LxWxH)	Capacity (outer dia. mm)	Weight (kg)
PIS-150	606x250x121	85-165	13.5
PIS-200	705x260x128	85-250	16.5

## BASIN WRENCHES

TW



- Compact and light weight with aluminum body. Long jaws make easy entry for narrow spots under basin and toilet. Aluminum soft surface makes less damage to ceramics and glazed pipes. Quick warm adjustment and release.

Model No.	Size	Capacity (outer dia. mm)	Weight (kg)
TW-68	200	10-65	0.23

# PIPE CUTTERS

## PVC PIPE CUTTERS

VC  
PVC



VC-0327



VC-0342



PVC-63



VC-0163

- Designed for quick, clean cuts through PVC plastic pipe and tube. These cutters feature a compound leverage ratchet mechanism, heat treated and hardened steel blade and rust free finish. For best results cut slowly.

Model No.	Length mm(Inch)	Maximum Capacity Outer Dia. mm( $\phi$ )	Weight Kg	Spare Blade No.
VC-0327	190 (7.1/2")	13-27	0.26	VCE-0327
VC-0342	215 (8.1/2")	13-42	0.42	VCE-0342
VC-0163	450 (18")	48-60	1.070	VCE-0163
PVC-63	300 (12")	20-60	0.70	PVCE-63

## TUBING CUTTERS

JTC



JTC-27



JTC-42

- Clean cut without deformation of pipes by unique V-shape blades. Good for polybutane, polyethylene, rubber tubes and soft plastic pipes. JTC-42 can cut both sleeve pipes and inner pipes simultaneously. Palm size and light weight.

Model No.	Maximum Capacity Outer Dia. mm( $\phi$ )	Weight Kg	Spare Blade No.
JTC-27	27	0.25	JTCE-27
JTC-42	42	0.40	JTCE-42

## POLYETHYLENE PIPE CUTTERS

PE



- Unique roller position keeps pipes from falling off after cutting completed. Cutter wheels are Teflon coated for smooth operation. Good for polyethylene and polybutane pipes.

Model No.	Maximum Capacity Outer Dia. mm( $\phi$ )	Weight Kg	Spare Blade No.
PE-100	49-114	1.50	PEE-100
PE-150	59-165	1.90	PEE-150
PE-200	185-218	2.30	PEE-200

## SLEEVE PIPE CUTTER

SP



SP-48

- Safely cutting sleeve pipes without damaging inner tubing.
- Wide range of diameter, from 19mm to 48mm.
- Portable and ideal for pipe work at tight spots.

Model No.	Capacity (outer dia. mm)	Weight Kg	Spare Blade No.
SP-48	19-48mm	170g	SPE-48
SP-37	19-36.5mm	150g	SPE-37F

## PIPE CUTTERS

PC



- Quick and clean pipe cutting by hand or power drive units.

Model No.	Capacity (outer dia. mm)	Weight Kg	Spare Blade No.
PC-0101	13-90 (1/2")	1.5	PCE-0112
PC-0102	13-63 (2")	2.5	PCE-0112
PC-0103	21-90 (3")	3.8	PCE-0103

## MIDGET TUBING CUTTERS

FTC



- Designed for use in restricted spaces on small diameter. Light weight and durable aluminum body. Good for soft copper, brass and plastic tubing.

Model No.	Maximum Capacity	Weight Kg	Spare Blade No.
FTC-20	8-20 (5/16"-13/16")	0.24	FTCE-20
FTC-25	8-25 ( 5/16"-1" )	0.27	FTCE-25
FTC-32	20-32 ( 1"-1 1/4" )	0.29	FTCE-32

## AIR-CON DUCT CUTTERS

ADC



- Designed for cutting ducts and covers of three sizes for air-conditioning. A cover and a duct can be cut together. (see below picture) Equipped with quick opening mechanism and safety stopper.

Model No.	Size (mm)	Weight (kg)	Capacity, duct width
ADC-M100	310mm	0.7	60mm, 75mm, 100mm
ADC-M100	Spare blade		

# RATCHET WRENCHES

## RATCHET WRENCHES, Double Sockets

**RW**



- Drop forged from special alloy steel with chrome molybdenum insert. Features beautiful silver green finish, ideal for construction workers. Each wrench has two sizes and reversible ratchet with a press of thumb. Tapered handle is also used to align holes for bolts and nuts.

Model No.	Socket Size(mm)	Size (mm)	Weight Kg.	Model No.	Socket Size(mm)	Size (mm)	Weight Kg.
RW-1012	10x12	225	0.22	RW-2126	21x26	355	0.70
RW-1013	10x13	225	0.22	RW-2127	21x27	355	0.70
RW-1014	10x14	225	0.22	RW-2224	22x24	355	0.70
RW-1113	11x13	225	0.18	RW-2227	22x27	355	0.70
RW-1214	12x14	225	0.17	RW-2326	23x26	355	0.70
RW-1317	13x17	270	0.33	RW-2426	24x26	355	0.70
RW-1415	14x15	270	0.33	RW-2427	24x27	355	0.70
RW-1417	14x17	270	0.30	RW-2430	24x30	400	1.05
RW-1319	13x19	312	0.45	RW-2532	25x32	400	1.05
RW-1719	17x19	312	0.45	RW-2730	27x30	400	1.10
RW-1721	17x21	312	0.45	RW-2732	27x32	400	1.09
RW-1921	19x21	312	0.45	RW-3032	30x32	400	1.18
RW-1722	17x22	355	0.70	RW-3235	32x35	443	1.50
RW-1922	19x22	355	0.70	RW-3236	32x36	443	1.47
RW-1924	19x24	355	0.70	RW-3541	35x41	488	2.12
RW-2124	21x24	355	0.70	RW-3641	36x41	488	2.14

## CURVED WRENCHES

**S4**



- Features a curved handle which provides easy entry to tight back-side of pipes. Ultra light weight with plastic handle. Come with two sockets.

Model No.	Size (mm)	Hex Length	Weight g.
CJW-250	250		360
S4-13	22(φx37D)	13	60
S4-17	24(φx38D)	17	70

## RATCHET WRENCHES, Single Sockets

**RWS**



- Features short neck single sockets for easy operation in narrow spots.

Model No.	Socket Size (mm)	Size (mm)	Weight Kg.
RWS-0617	17	250	0.27
RWS-0619	19	290	0.43
RWS-0621	21	290	0.43
RWS-0622	22	330	0.60
RWS-0624	24	330	0.60
RWS-0626	26	330	0.68
RWS-0627	27	330	0.68
RWS-0630	30	370	1.06
RWS-0632	32	370	1.06
RWS-0635	35	410	1.52
RWS-0636	36	410	1.54
RWS-0641	41	490	2.14

## RATCHET WRENCHES, Long Double Sockets

**RWD**



- Features long neck double sockets for easy operation in deep spots.

Model No.	Socket Size (mm)	Size (mm)	Weight Kg.
RWD-1012	10Lx12L	210	0.23
RWD-1013	10Lx13L	210	0.23
RWD-1014	10Lx14L	210	0.23
RWD-1113	11Lx13L	210	0.23
RWD-1214	12Lx14L	210	0.23
RWD-1314	13Lx14L	210	0.23
RWD-1317	13Lx17L	250	0.34
RWD-1417	14Lx17L	250	0.34
RWD-1719	17Lx19L	290	0.54
RWD-1721	17Lx21L	290	0.54
RWD-1921	19Lx21L	290	0.54
RWD-1924	19Lx24L		

## RATCHET WRENCHES, Double Sockets with Single Long Neck

**RWL**



- Features double sockets with long and short necks for easy operation in deep spots.

Model No.	Socket Size (mm)	Size (mm)	Weight (Kg)
RWL-1317	13x17L	270	0.36
RWL-1417	14x17L	270	0.36
RWL-1719	17x19L	312	0.50
RWL-1721	17x21L	312	0.52
RWL-1921	19x21L	312	0.52
RWL-1924	19x24L	355	0.90
RWL-2127	21x27L	355	0.90
RWL-2427	24x27L	355	1.00
RWL-2430	24x30L	400	1.15
RWL-2732	27x32L	400	1.30

## SINGLE OFFSET WRENCHES

**OW**



- 13 sizes available with tapered handle. Must haves for steel frame and bridge construction workers.

Model No.	Size (mm)	Size (mm)	Weight (Kg)
OW-0114	14	241	0.12
OW-0117	17	313	0.22
OW-0119	19	335	0.28
OW-0121	21	351	0.34
OW-0122	22	351	0.35
OW-0124	24	373	0.44
OW-0126	26	392	0.54
OW-0127	27	390	0.51
OW-0130	30	413	0.71
OW-0132	32	429	0.80
OW-0135	35	457	1.10
OW-0136	36	457	1.06
OW-0141	41	505	1.40

## SHORT RATCHET WRENCHES, Aluminum

**RAS**



- Drop forged aluminum body features light weight maneuverability with tapered and bent end.

Model No.	Socket Size (mm)	Size (mm)	Weight (Kg)
RAS-1719	17x19	240	0.25
RAS-1721	17x21	240	0.25
RAS-1921	19x21	240	0.25

## SHORT RATCHET WRENCHES

**RS**



- Features short handle with tapered and bent end.

Model No.	Socket Size (mm)	Size (mm)	Weight (Kg)
RS-1719	17x19	240	0.41
RS-1721	17x21	240	0.41
RS-1921	19x21	240	0.41

## DOUBLE ENDED OFFSET RATCHET WRENCHES

**DR**



- Features two different sizes of extra short neck socket. Light-weight extra thin but still sturdy handle helps workers to work in narrow spots. One touch reversible rotation by a press of thumb.

Model No.	Socket Size (mm)	Size (mm)	Weight (Kg)
DR-1719	17x19	335	0.40
DR-1721	17x21	335	0.40
DR-1921	19x21	338	0.42
DR-2126	21x26	389	0.70



#### Warranty Policy

All **MCC** hand tools and machines are guaranteed against defects in workmanship and material. This guarantee covers all **MCC** supplies for one year from shipment time. No replacement will be sent for tools and parts showing misuse or abuse. Claims cannot be allowed until the questioned product has been received for inspection at our factory. **MCC** is not liable for damage of any sorts including incidental and consequential damages.

**MCC** INTERNATIONAL INC.

#507, 3-9, 1-Chome, Minami-Honmachi, Osaka, 541-0054, Japan  
Phone: 81-6-6264-0361 Fax: 81-6-6271-7798