

# CMP8 Relay

## 1.COIL DATA

1-1.Nominal Voltage	5 VDC to 48 VDC
1-2.Coil Resistance	Refer to Table 1
1-3.Operate Voltage	Refer to Table 1
1-4.Release Voltage	Refer to Table 1
1-5.Nominal Power Consumption	900 mW



CMP8 Relay

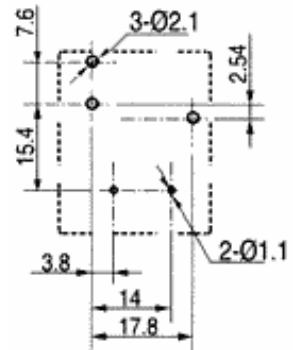
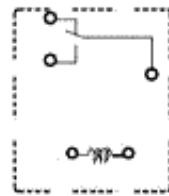
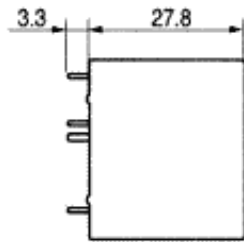
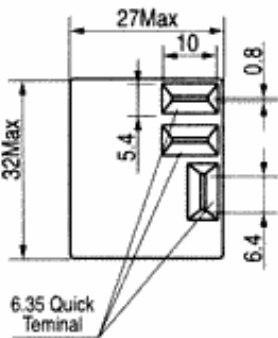
## 2.CONTACT DATA

2-1.Contact Arrangement	1 Form A , 1 Form C
2-2.Contact Material	AuCdo
2-3.Contact Rating	30A 240VAC / 24VDC ( 1 Form A ) 20A 240VAC / 24VDC ( 1 Form C )
2-4.Max. Switching Voltage	110 VDC / 240 VAC
2-5.Max. Switching Current	30A
2-6.Max. Switching Power	4800 VA , 480W
2-7.Contact Resistance ( Initial )	50 mΩ at 6VDC 1A
2-8.Life Expectancy	Electrical 100,000 operations at nominal load Mechanical 10,000,000 operations

## 3.GENERAL DATA

3-1.Insulation Resistance	Min.100MΩ at 500 VDC
3-2.Dielectric Strength	1,500VAC , 1min between open contacts 2,000VAC , 1min between contacts and coil
3-3.Operate Time	Max. 10ms
3-4.Release Time	Max. 8ms
3-5.Temperature Range	-30 to +85 °C
3-6.Shock Resistance	10G
3-7.Vibration Resistance	10 - 55 Hz , Amplitude 1.5mm
3-8.Weight	33 gr.
3-9.Safety Standard	

## 4.DIMENSIONS ( in mm )



ii

## 5.ORDERING CODE

CMP8	S	DC5V	A	ii	
					CONTACT ARRANGEMENT A: 1 FORM A C:1 FORM C
					NOMINAL VOLTAGE: DC5V , DC6V , DC9V , DC12V , DC24V , DC48V
					ENCLOSURE S ---- WASHABLE

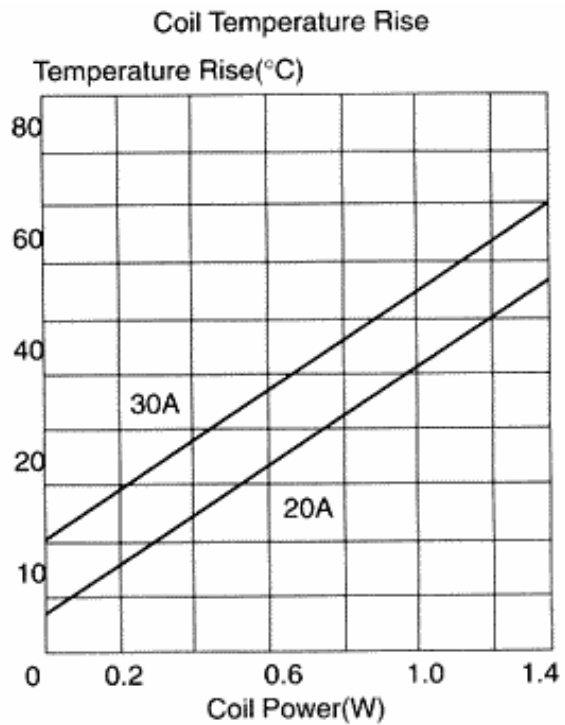
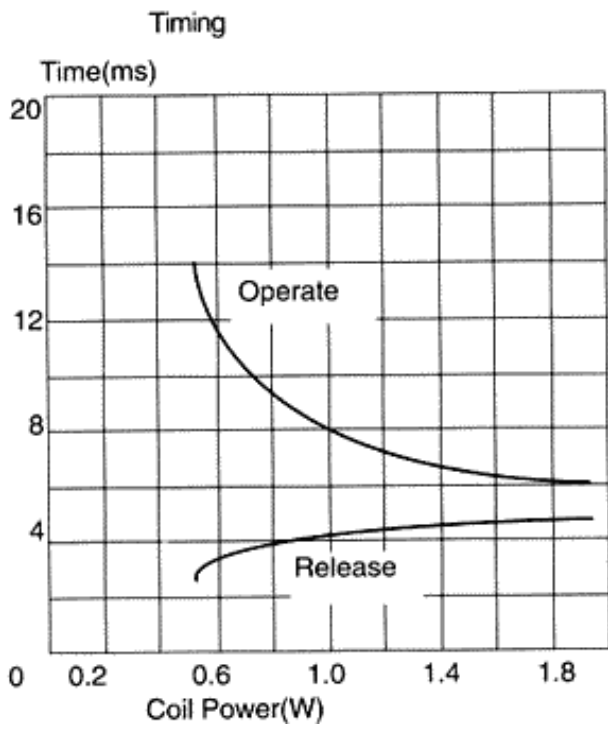
### 6.COIL DATA CHART

at 20°C

ORDERING CODE	COIL NOMINAL VDC	COIL RESISTANCE $\pm 10\%$	OPERATE VOLTAGE VDC	RELEASE VOLTAGE VDC	COIL NOMINAL mW
CMP8-S DC5V	5	27	3.75	0.50	900
CMP8-S DC6V	6	40	4.50	0.60	
CMP8-S DC9V	9	97	6.75	0.90	
CMP8-S DC12V	12	155	9.00	1.20	
CMP8-S DC24V	24	660	18.00	2.40	
CMP8-S DC48V	48	2560	36.00	4.80	

Table 1

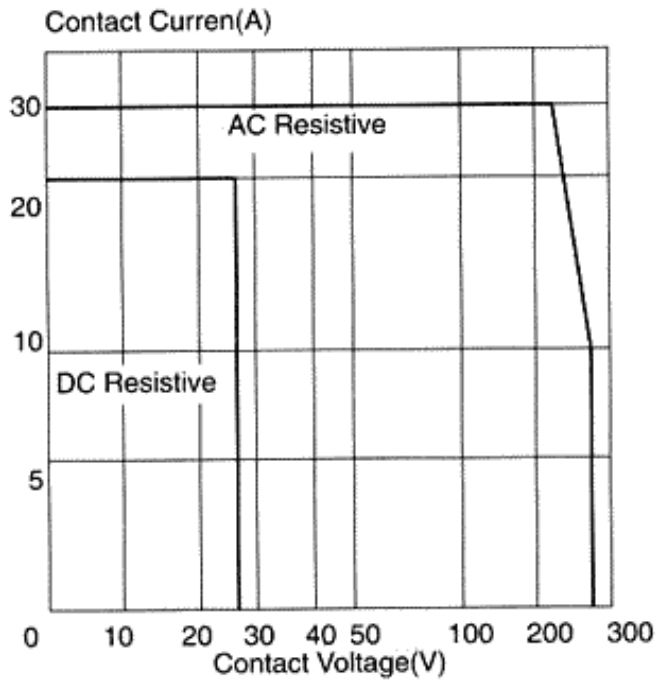
### 7.CMP8 CHARACTERISTIC DATA



ii

ii

Maximum Switching Power



Life Curve

