


HRA(H) Relay

1.COIL DATA

1-1.Nominal Voltage	3 VDC to 24 VDC
1-2.Coil Resistance	Refer to Table 1
1-3.Operate Voltage	Refer to Table 1
1-4.Release Voltage	Refer to Table 1
1-5.Nominal Power Consumption	330 to 450 mW

2.CONTACT DATA

2-1.Contact Arrangement	1 Form C
2-2.Contact Material	AuAg
2-3.Contact Rating	1A 24 VDC / 120VAC
2-4.Max. Switching Voltage	30 VDC / 120 VAC
2-5.Max. Switching Current	2A
2-6.Max. Switching Power	120 VA , 24W
2-7.Contact Resistance (Initial)	100 mΩ , at 6 VDC 1A
2-8.Life Expectancy	Electrical 100,000 operations at nominal load Mechanical 10,000,000 operations

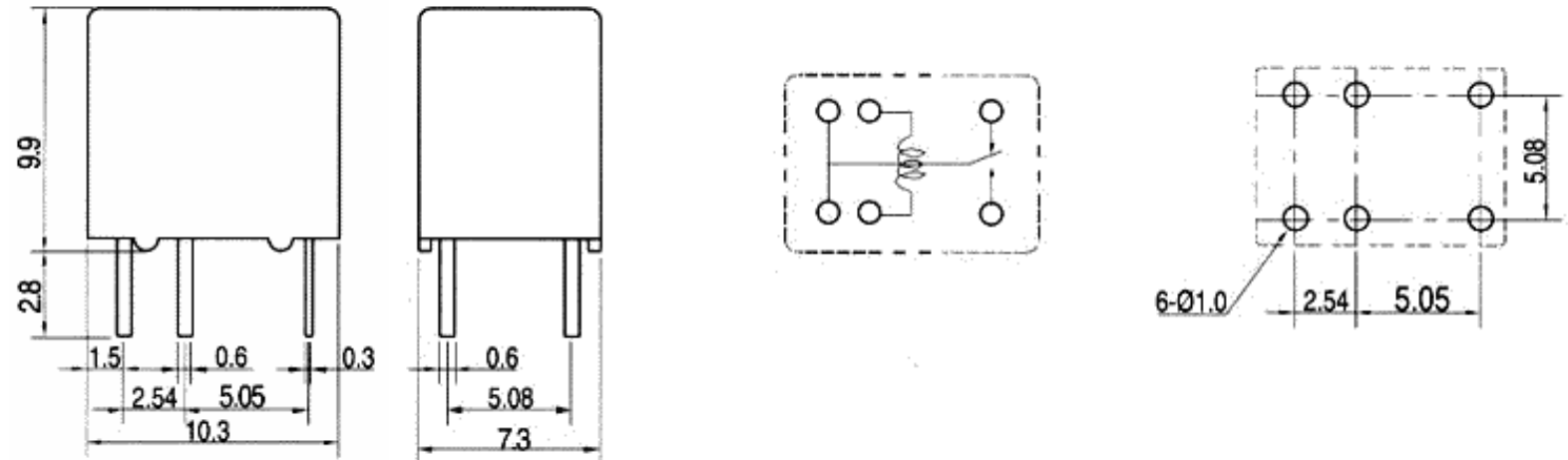


HRA(H) Relay

3.GENERAL DATA

3-1.Insulation Resistance	Min.100MΩ , at 500 VDC
3-2.Dielectric Strength	500VAC , 1min between open contact 500VAC , 1min between contacts and coil
3-3.Operate Time	Max. 6ms
3-4.Release Time	Max. 4ms
3-5.Temperature Range	-25 to +70 ºæ
3-6.Shock Resistance	15G
3-7.Vibration Resistance	10-55 Hz , Amplitude 1.5mm
3-8.Weight	1.7 gr.
3-9.Safety Standard	UL NO. E164730

4.DIMENSIONS (in mm)



ii

5.ORDERING CODE

HRA	H-	S	DC5V	ii ii
				ii NOMINAL VOLTAGE: DC3V , DC5V , DC6V , DC9V , DC12V , DC24V
				ii ENCLOSURE S ----WASHABLE

COIL
 ii NIL ---- STANDARD TYPE
 H ----- HIGH SENSITIVE TYPE
 ii TYPE

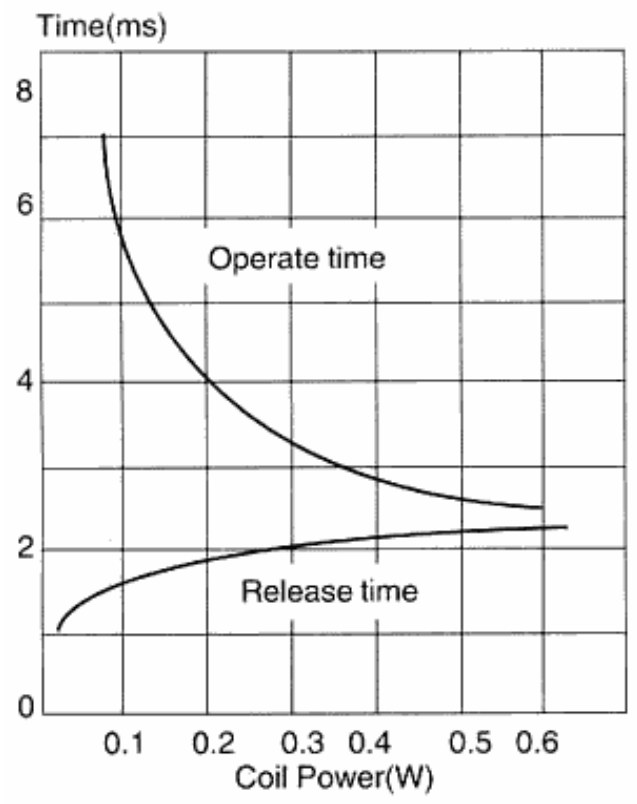
6.COIL DATA CHART

ORDERING CODE	COIL NOMINAL VDC	COIL RESISTANCE Ω, +/- 10%	OPERATE VOLTAGE VDC	RELEASE VOLTAGE VDC	COIL NOMINAL mW
HRA-S DC3V	3	20	2.4	0.15	450
HRA-S DC5V	5	55	4.00	0.25	
HRA-S DC6V	6	80	4.80	0.30	
HRA-S DC9V	9	180	7.20	0.45	
HRA-S DC12V	12	320	9.60	0.60	
HRA-S DC24V	24	1280	19.20	1.20	
HRAH-S DC3V	3	28	2.40	0.15	330
HRAH-S DC5V	5	75	4.00	0.25	
HRAH-S DC6V	6	110	4.80	0.30	
HRAH-S DC9V	9	250	7.20	0.45	
HRAH-S DC12V	12	440	9.60	0.60	
HRAH-S DC24V	24	1560	19.20	1.20	

Table 1

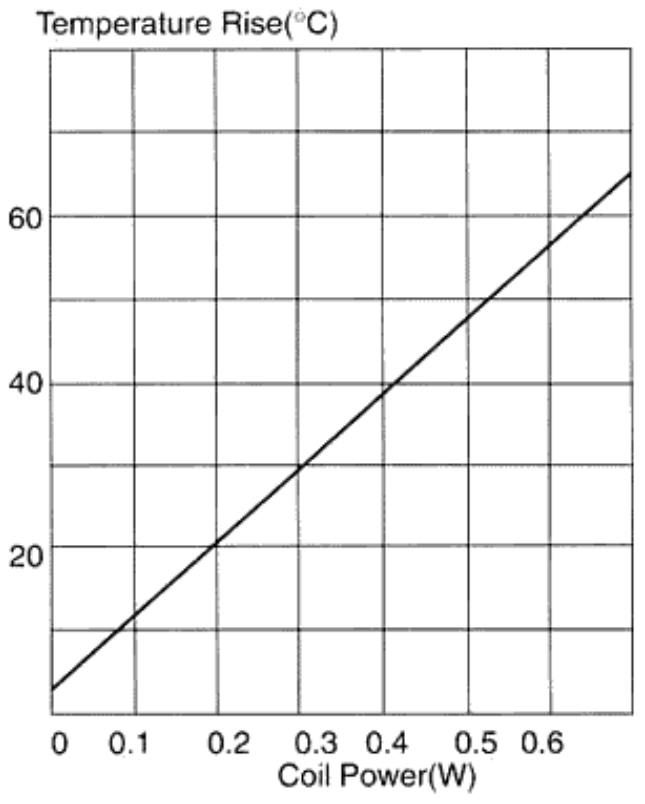
7.HRA(H) CHARACTERISTIC DATA

Timing

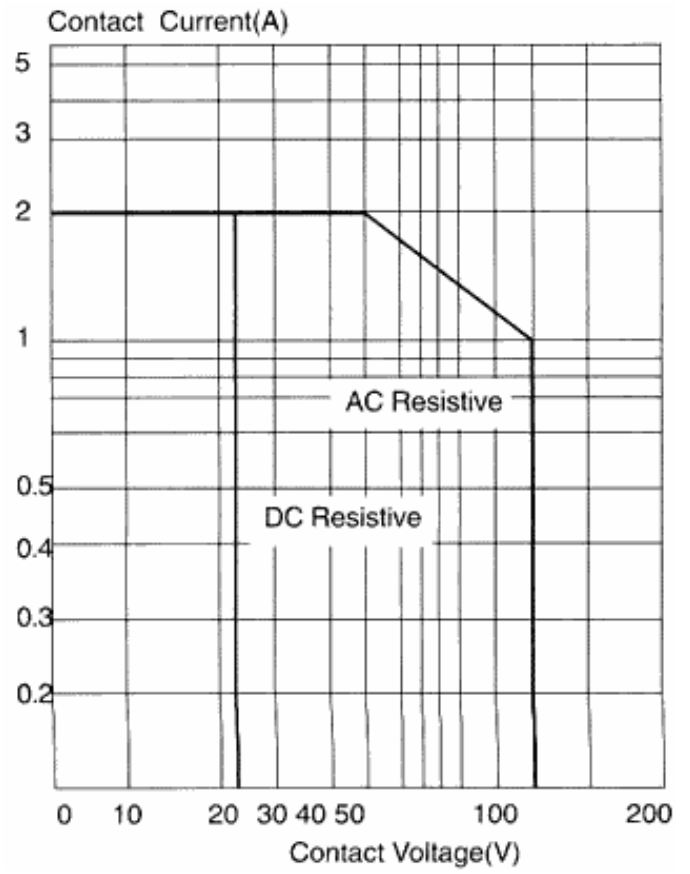
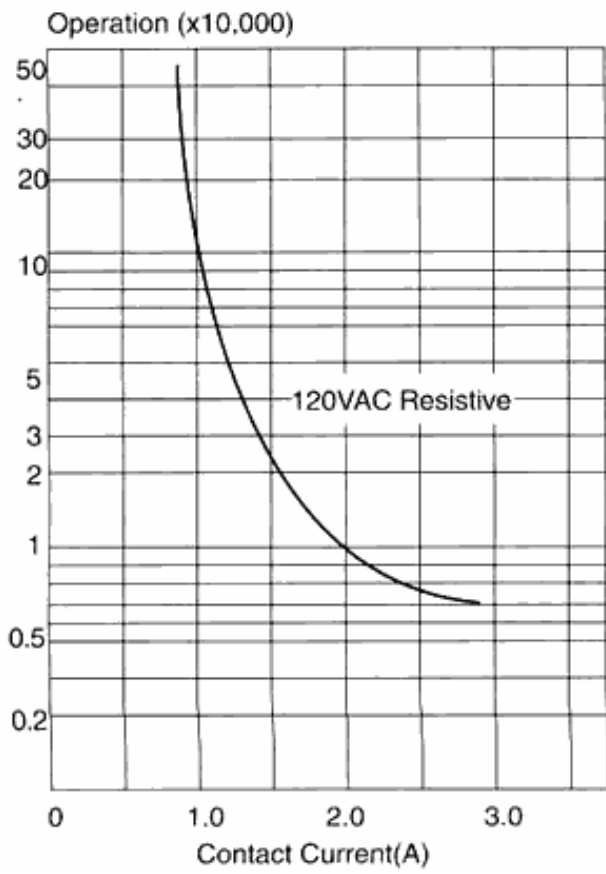


ii Life Curve

Coil Temperature Rise



ii Maximum Switching Power



ii

ii